

88990

GOULDS PUMPS, INC.

SENECA FALLS NEW YORK 13148

DUNS 222-5100

PAGE 1 OF 2 FACTORY ORDER 718074

INVOICE NO. 718074

TOMER'S P15-11049
SER NO. 11-24-80 TA
G. P. ORDER NUMBER 718074

BILL TO ROHM & HAAS BAYPORT, INC.
PURCHASING DEPT., N.A.
BRISTOL, PENNSYLVANIA 19007

DESTINATION & ROUTING LATER

SHIP TO

MARK P15-11049

VIA

COLLECT PREPAY/

BRANCH ORDER NO. DATE ORDER REC'D. IN ORDER DEPT. DATE ENTERED

MAP02835 12-1-80 DMC 12-4-80

SHIP WITH APPROX. SCHEDULED SHIPPING DATE

718071-075 DOA

NO PARTIAL (IF CHECKED)

QTY. ORD.	P.O. ITEM NO.	SERIAL NO.	UNIT LIST PRICE	QTY. SHIPPED	TOTAL LIST PRICE	NET AMOUNT
1	450-03-20441	718C074				
	EQUIP. NO. SERVICE	BATTLE DUMP HOPPER TRANSFER				

MODEL NO.	SIZE	ROT.	CONST.	TEMP.	SP. GR.	EFF.
3996ST	1 1/2 X 2-6	RH	316SS		1.17	30%
G.P.M.	T.N.H.	LIQUID				
10	23					
IMPELLER	4 5/8	DIA. DRAWING	76781	PATT.	56206	
IMPELLER		DIA. DRAWING		PATT.		
MOTOR	H.P.	R.P.M.	PHASE	CYCLES	VOLT	FRAME
RELIANCE	1	1750	3	60	230/460	143TC
MOTOR BY		WILL NOT COME HERE		DATA		
FACTORY		WILL COME HERE <input checked="" type="checkbox"/> ON		M15892		ON FILE

PROVISIONAL SHIPPING DATE
THIS ORDER CANNOT BE SCHEDULED UNTIL THE DATA CHECKED BELOW HAS BEEN RECEIVED IN OUR FACTORY AND PROCESSED FOR MANUFACTURE. DELAY WILL EXTEND SHIPMENT.

- DRIVER PRINTS
- V-BELT
- SUCT. PRESS. COUPLING
- EXTERNAL PIPING
- MECHANICAL SEAL
- ROTATION
- IMPELLER DIAMETER

YOUR ORDER HAS BEEN ENTERED CONTINGENT UPON RECEIVING YOUR CONFIRMING P.O. YOUR CONFIRMING ORDER WILL BE REVIEWED UPON ITS RECEIPT AND YOU WILL BE ADVISED OF ANY CHANGES REQUIRED IN OUR ORDER.

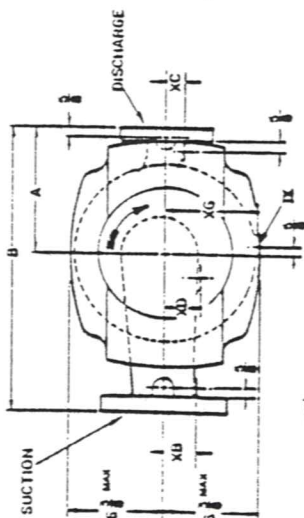
ACKNOWLEDGMENT

We thank you for your order which we have entered exactly as shown. Please check specification and if incorrect notify us immediately using our factory order number from the upper right hand corner. Your order has been accepted subject to our verification of price and subject to the terms and conditions on back hereof.

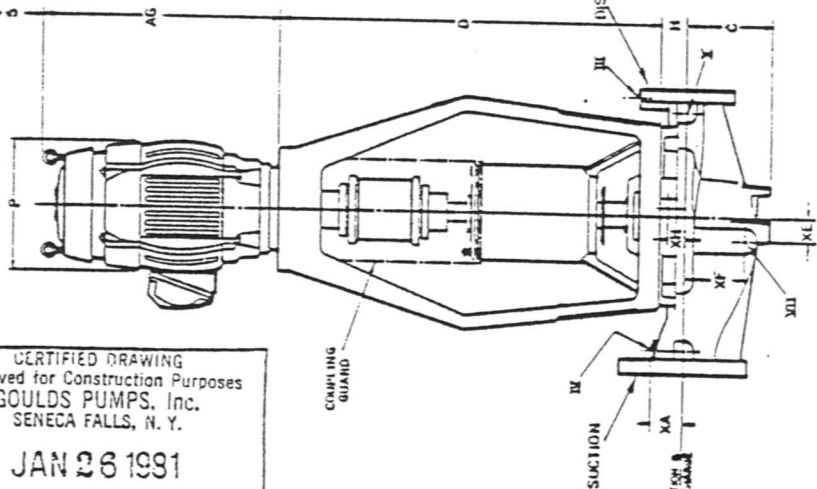
GOULDS PUMPS, INC.
ENGINEERED PRODUCTS DIVISION
SENECA FALLS, N.Y. 13148

FURNISH ONLY WHEN CHECKED	TESTS		WIT.	NON-WIT.	STANDARD ENGRG. DATA	
	PERFORMANCE				INCLUDES	PRINTS
<input type="checkbox"/>	<input type="checkbox"/>	<input type="checkbox"/>			<input type="checkbox"/> DIM PRINTS	<input type="checkbox"/>
<input type="checkbox"/>	<input type="checkbox"/>	<input type="checkbox"/>			<input type="checkbox"/> COS (CURVES)	<input type="checkbox"/>
<input type="checkbox"/>	<input type="checkbox"/>	<input type="checkbox"/>			<input type="checkbox"/> SECTIONALS (TYPICAL)	<input type="checkbox"/>
<input type="checkbox"/>	<input type="checkbox"/>	<input type="checkbox"/>			<input type="checkbox"/> SEAL DWGS (IF APPLIC)	<input type="checkbox"/>
<input type="checkbox"/>	<input type="checkbox"/>	<input type="checkbox"/>			<input type="checkbox"/> MANUALS	<input type="checkbox"/>
<input type="checkbox"/>	<input type="checkbox"/>	<input type="checkbox"/>			<input type="checkbox"/> MOTOR PRINTS	<input type="checkbox"/>
<input type="checkbox"/>	<input type="checkbox"/>	<input type="checkbox"/>			<input type="checkbox"/> BILLS OF MAT'L'S (RPO'S)	<input type="checkbox"/>

WE HEREBY CERTIFY THAT THESE GOODS WERE PRODUCED IN COMPLIANCE WITH ALL APPLICABLE REQUIREMENTS OF SECTIONS 6, 7, & 12 OF THE FAIR LABOR STANDARDS ACT, AS AMENDED AND OF REGULATIONS AND ORDERS OF THE U.S. DEPT. OF LABOR ISSUED UNDER SEC. 14 THEREOF AND THE PRICES CHARGED ARE WITHIN APPLICABLE FEDERAL CEILING PRICE REGULATION AND ORDERS.



MINIMUM CLEARANCE REQUIRED TO REMOVE MOTOR



CERTIFIED DRAWING
Approved for Construction Purposes
GOULDS PUMPS, Inc.
SENECA FALLS, N. Y.

JAN 26 1981

SIGNED *[Signature]*

DIMENSIONS DETERMINED BY PUMP

DISCH SIZE	SUCT CLASS	A	B	C	D	E	F	G	H	I	JA	JB	JC	JD	JE	XF	XG	XH	XI	XJ	XK	XL	XM	XN	XP	WT
1-1/2	2	6 3/4	15	4 1/2	2 1/8	1 1/8	2 1/8	1 1/8	1 1/8	1 1/8	1 1/8	1 1/8	1 1/8	1 1/8	1 1/2	2 1/8	4 1/8	1 3/4	3 1/4	2 5/16	2 5/16	3 1/16	3 1/16	3 9/16	190	
1-1/2	3	6 3/4	15	5 1/8	2 3/8	1 3/8	2 3/8	1 3/8	1 3/8	1 3/8	1 3/8	1 3/8	1 3/8	1 3/8	1 3/8	3 3/8	4 1/8	1 3/4	3 1/4	2 5/16	2 5/16	3 1/16	3 1/16	3 9/16	200	
2	3	7 1/2	17	4 7/8	2 1/2	1 3/4	2 3/4	1 3/4	1 3/4	1 3/4	1 3/4	1 3/4	1 3/4	1 3/4	1 3/4	3 1/2	4 1/2	1 3/4	3 1/4	2 7/16	2 7/16	3 1/16	3 1/16	3 1/16	205	
1-1/2	2	8	17	5 1/8	2 3/8	1 3/8	2 3/8	1 3/8	1 3/8	1 3/8	1 3/8	1 3/8	1 3/8	1 3/8	1 3/8	3 1/4	4 1/4	1 3/4	3 1/4	2 7/16	2 7/16	3 1/16	3 1/16	3 1/16	200	
1-1/2	3	8 3/8	18 7/8	5 1/2	2 3/4	1 3/4	2 3/4	1 3/4	1 3/4	1 3/4	1 3/4	1 3/4	1 3/4	1 3/4	1 3/4	3 1/2	4 1/2	1 3/4	3 1/4	2 7/16	2 7/16	3 1/16	3 1/16	3 1/16	210	

FLANGE DIMENSIONS

NOM I.D.	O.D.	B.C.	THK.	NO. OF HOLES	FLAT FACE	SIZE OF HOLES
1-1/2	5	3-2/8	11/16	4	4	5/8
2	6	4-3/4	3/4	4	4	3/4
3	7-1/2	6	15/16	4	4	3/4
1-1/2	6-1/2	4-1/2	13/16	4	4	7/8
2	6-1/2	5	7/8	8	8	3/4
3	8-1/4	6-5/8	1-1/8	8	8	7/8

DIMENSIONS DETERMINED BY MOTOR

FRAME	6" CAS	8" CAS	AG	P	WT
143 TC	17-1/2	18-1/8	12	7	60
145 TC	17-1/2	18-1/8	13	7	65
182 TC	19-1/4	19-7/8	15	9	105
184 TC	19-1/4	19-7/8	16	9	105
213 TC	19-1/4	19-7/8	17	11	185
215 TC	19-1/4	19-7/8	18	11	185
254 TC	19-1/4	19-7/8	21	13	320
256 TC	19-1/4	19-7/8	23	13	320
281 TC	19-1/4	19-7/8	24	15	350
286 TC	19-1/4	19-7/8	25	15	350

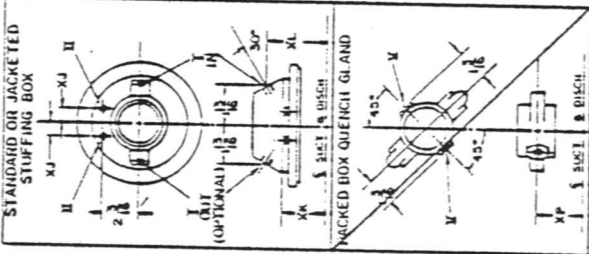
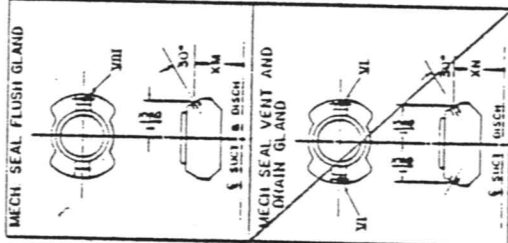
OPTIONS FURNISHED WHEN CHECKED

STUFFING BOX COVER	<input checked="" type="checkbox"/> STANDARD	<input type="checkbox"/> JACKETED
PACKING WITH QUENCH GLAND	<input type="checkbox"/>	<input type="checkbox"/>
MECHANICAL SEAL WITH FLUSH GLAND	<input checked="" type="checkbox"/>	<input type="checkbox"/>
MECHANICAL SEAL WITH VENT AND DRAIN	<input type="checkbox"/>	<input type="checkbox"/>
MECHANICAL SEAL WITH PLAIN GLAND	<input type="checkbox"/>	<input type="checkbox"/>
COUPLING GUARD	<input checked="" type="checkbox"/> BY GOULDS	<input type="checkbox"/> BY OTHERS

TAPPED OPENINGS

SIZE	QTY	PURPOSE	FURNISHED YES/NO
I 1/4	1	LANTERN RING OR MECH SEAL FLUSH	X
II 1/4	2	STUFFING BOX JACKET CONNECTIONS	X
III 1/4	1	DISCHARGE GAGE CONNECTION	X
IV 1/4	1	SUCTION GAGE CONNECTION	X
V 1/4	2	QUENCH CORR FOR PACKED BOX	X
VI 1/4	2	VENT AND DRAIN FOR MECH SEAL	X
VII 1/4	1	CASING DRAIN <input checked="" type="checkbox"/> 3/8 <input type="checkbox"/> 1/2	X
VIII 1/4	1	FLUSH CORR FOR MECH SEAL	X
IX 1/2	1	STUFFING BOX DRAIN	X
X 1/4	1	SEAL BYPASS CONNECTION	X

NOTES:
DRAWING IS NOT TO SCALE.
ALL DIMENSIONS ARE IN INCHES
WEIGHTS ARE APPROXIMATE.
▲ MOTORS MAY BE SUPPLIED WITH "V" DESIGNATION. THIS DESIGNATION DOES NOT AFFECT DIMENSIONS OR MOUNTING.



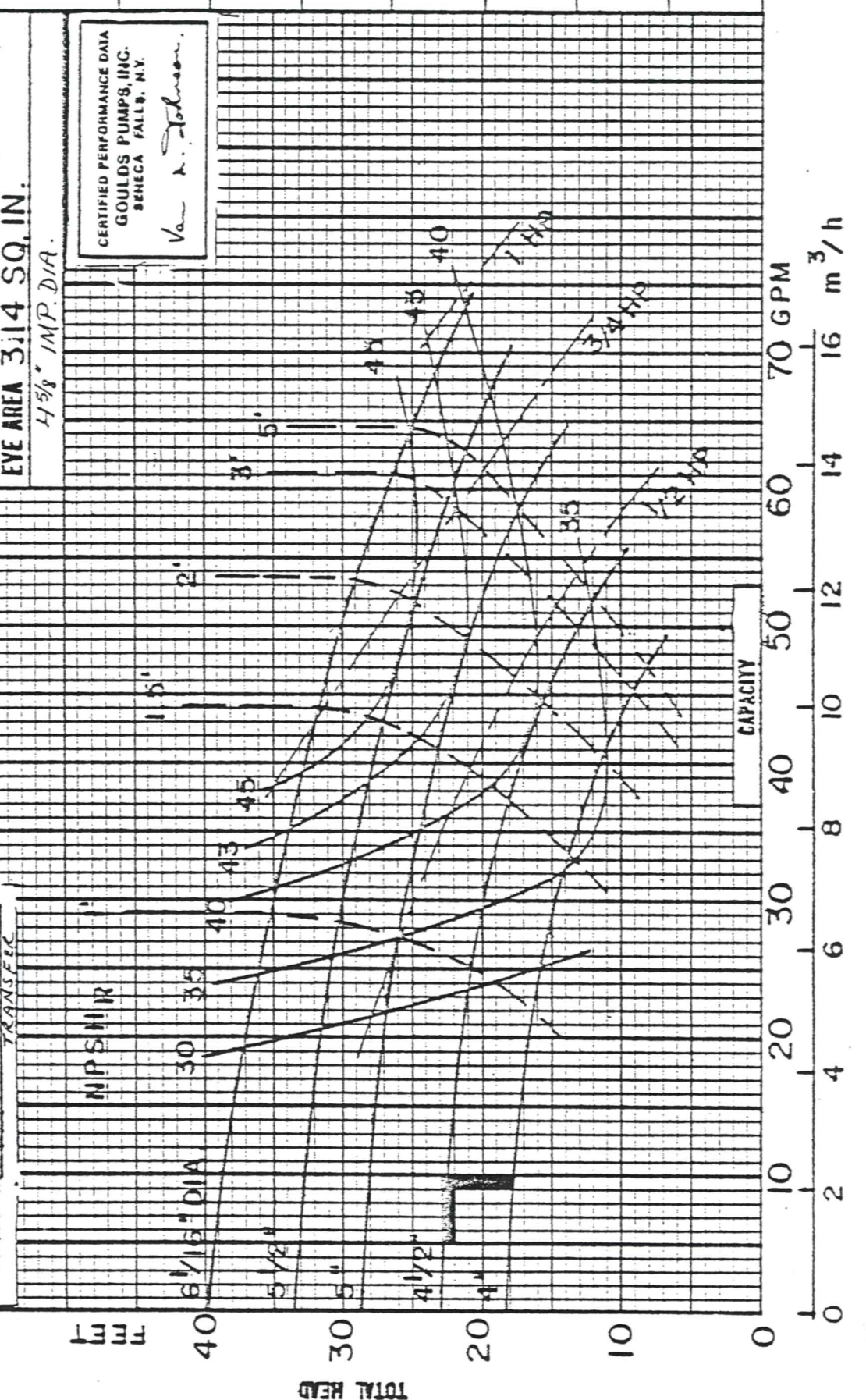
GOULDS PUMPS INC., SENECA FALLS, N. Y., U.S.A.
GOULDS SERIAL NO. 718 C 074
CUSTOMER: ROHN & MAS BAYPORT, INC.
CUSTOMER PO NO. P15-11049
ITEM NO. 450-03-20441
SERVICE: BOTTLE DUMP HOPPER
TRANSFER

DATE 1-6-76

REV. DATE

GOULDS PUMPS, INC. <small>SENECA FALLS, NEW YORK 13149</small>		CENTRIFUGAL PUMP CHARACTERISTICS		RPM 1750 CDS 2413	
GOULDS SER. NO. <u>718C.074</u>				MODEL 3996 ST	
CUSTOMER <u>ROHM & HAAS BAYPORT INC.</u>				SIZE 1 1/2 x 2-6	
P.O. NO. <u>P15-11049</u>				IMP. DWG. 76777	
ITEM NO. <u>450-03-20441</u>				PATTERN 56088	
SERVICE <u>BOTTLE DUMP HOPPER</u>				EYE AREA 3.14 SQ. IN.	
				4 5/8" IMP. DIA.	

CERTIFIED PERFORMANCE DATA
 GOULDS PUMPS, INC.
 SENECA FALLS, N.Y.
Van Johnson



set of E

SP-CF-36029

REV. (B) REVISED & REDRAWN
 (C) WAS AS (C) WAS (9) 9/1/70

PRINT IS PROPERTY OF CRANE PACKING CO. SUBJECT TO RETURN UPON DEMAND. TITLE TO SAME NEVER SOLD OR TRANSFERRED FOR ANY REASON. ALL RIGHTS TO INVENTION RESERVED.

CRANE PACKING COMPANY
 9400 W. OAKTON ST.
 MORTON GROVE, ILL.

DR. T. FOLEY
 CH. BIN 6-15-70
 AP. P/P
 DATE: 5-5-70

"JOHN CRANE" TYPE 81T
 1 3/8" D. SHAFT SEAL
 FOR MODEL 3196-ST
 GOULDS PUMPS, INCORPORATED
 SENECA FALLS, NEW YORK

SCALE: NONE
 FOR DIMENSIONAL DWG. SEE CF-SP-36029

INSTRUCTIONS: NONE REQUIRED

- **
- ***
- D-1375-325 (CERAMIC)
- D-1375-241 (MACHINED)
- D-1375-252 (STELLITE)
- D-1375-800 (TUNG. CARB)
- 842 (HAST 'B')
- 794 (HAST. "C")
- 585 (MONEL)
- 2077 (316 S.S.)

ITEM	PART NUMBER	PART NAME	QUAN. TTY	MATERIAL	REC. SPARE PARTS
1	**	SEAT	1	HIGH PURITY CERAMIC	X
2	1866	SEAT RING	1	CRANE LAST	X
3	A89	WASHER	1	CARBON	X
4	1820	'O' RING	1	CRANE LAST	X
5	C9T	RETAINER	1	SS	
6	***	SPRING	12	SS	X
7	A9T	DISC.	1	SS	
8	A9	SNAP RING	1	SS	
9					
10	BY CUST	SLEEVE			
11					
12					
13	8-32X1/4 LG 1108-3204	SET SCREW	4	SS	
14	BY CUST	GLAND PLATE		3/16 SS	
15	BY CUST	GASKET		ASBESTOS	
16					
17					
18					
19					
20					
21					
22					
23					

SEAL ASS'Y. NO. A8T-1375-231
 SEAL ASS'Y. NO.
 SPEC. NO.
 + SPECIAL PART.
 CODE: O 28 51 / O 10 /

OPERATING CONDITIONS:
 LIQUID SP. GR. 1.17
 TEMP °F SPEED: 1750 R.P.M.
 PRESS SUCT PRESS. DISCH:

UNIT REFERENCE
 CUSTOMER P O # P15-11049
 PROJECT # ROHM & HAAS BAYPORT, INC.
 ITEM # 450-03-20441
 EQUIPMENT #
 PUMP SERIAL # 718C074
 MODEL 3196 ST 3996
 PUMP STUFFING BOX #
 SHOP ORDER # 718074

B/P REFERENCE:
 DWG. #90280-A DT'D. 11/24/69 BY GOULDS PUMPS, INC.
 DWG. NO. SP-CF-36029

REV. C REV. & REDRAWN 77-00671

PRINT IS PROPERTY OF CRANE PACKING Co. SUBJECT TO RETURN UPON DEMAND. TITLE TO SAME NEVER SOLD OR TRANSFERRED FOR ANY REASON. ALL RIGHTS TO INVENTION RESERVED.



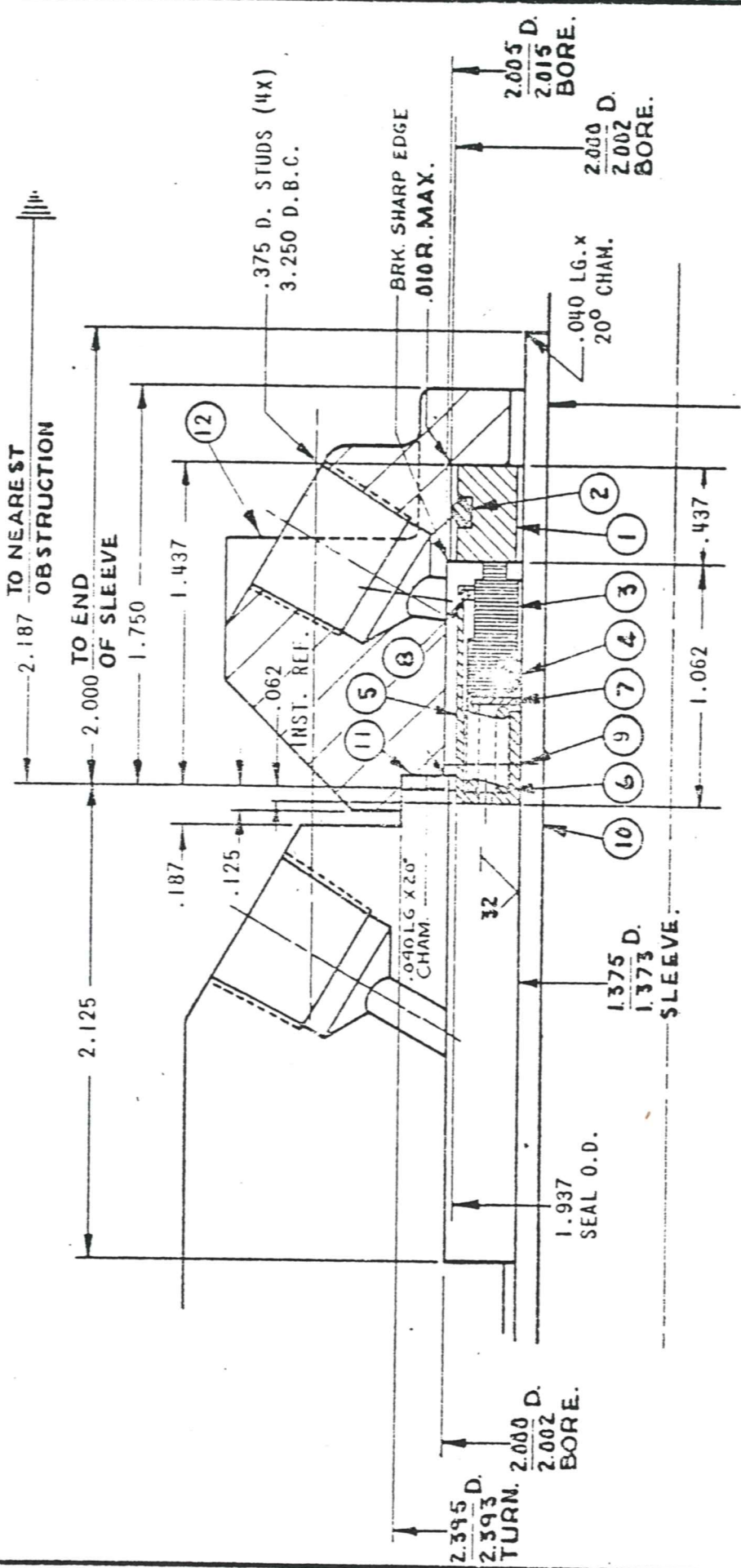
CRANE PACKING COMPANY
#400 W. OAKTON HT.,
MORTON GROVE, ILL.

DR. MINIH
CH 7/6/0000
APP. 1/1/11
DATE 3/21/11

SCALE: NONE

FOR PARTS LIST SEE SP-CF-36029

TYPE - 81T
1.375 D. SHAFT SEAL
FOR MODEL 3196-ST
GOULDS PUMP INCORPORATED
SENECA FALLS, NEW YORK



4. VENT GAS ENTRAPMENT BEFORE STARTUP.
3. MAINTAIN PRESSURE IN SEAL CAVITY ABOVE VAPOR POINT DURING OPERATION.
2. CLEAN SEAL FACES BEFORE FINAL ASSEMBLY.
1. LUBRICATE ITEMS # 2 & 4 BEFORE INSTALLING SEAL.

DWG. NO. CF-SP-36029

RELIANCE

ELECTRIC COMPANY
MOTOR DIVISION, CLEVELAND, OHIO 44117, U.S.A.

DATA TRANSMITTAL AND CERTIFICATION

SOLD TO:	CUSTOMER ORDER NO. M15892	DATE 12/04/80	REQ. NO./S.O. NO. 20444954	REFER TO THIS NUMBER IN ALL CORRESPONDENCE
	GOULDS-ENG PRODUCTS DIV 243 FALL SENECA FALLS N Y 13149			
SHIP TO:	SAME AS "SOLD TO" UNLESS SHOWN GOULDS PUMPS INC. 240 FALL STREET SENECA FALLS, N.Y. 13149			DATA PROVIDED WITH THIS TRANSMITTAL AND CERTIFICATION IS: <input type="checkbox"/> FOR CUSTOMER APPROVAL BY DATE: _____ Return of approval prints by the above date is required to assure scheduled shipment. delay in return and/or revision of approval prints may require shipment reschedule. Return approved D/S to data source. <input checked="" type="checkbox"/> FINAL, APPROVED FOR CONSTRUCTION OR INSTALLATION. <input type="checkbox"/> PRELIMINARY, ENGINEERING IS COMPLETED. <input type="checkbox"/> REVISED, SUPERSEDES DATA PREVIOUSLY ISSUED. <input type="checkbox"/> SEE REMARKS.

DATA SOURCE: TRANSMITTAL AND CERTIFICATION ISSUED BY: Agallo DATE 7/13/81 CK BY P. W. Sushoff DATE 7/13/81
 MADISON PLANT
 STATE ROAD 107
 MADISON, INDIANA 47250
 DATE PRINTED: 01/23/81

MOTOR OR GEN. DATA	ITEM 1-2	USED FOR CENTR PUMP	USERS PLANT				MOTOR OR GEN. D/S: 610301-30
	QTY. 3	FRAME FK 143TC	1	HP 1.15	SERV. FA P	TYPE P	R.P.M. 1730
REDUCER DATA	PH/HZ/VOLTS-WINDING SEE BFLOW	DUTY CONT	ENCLOSURE SXTF	AMB./INSL. 40 F		PWR. CODE	MOTOR OR GEN. C/D:
	BEARINGS BALL	MOUNTING & METHOD OF DRIVE W6 /CPLD	RAILS OR BASE	MODEL NUMBER 876C8735H		REDUCER OR AUX. D/S:	
BRAKE DATA	ROTAT FROM OPP. DR. END CW	D-C FIELD EXCITATION		DOUBLE SHAFT EXTEN.		BRAKE OR AUX. D/S:	
	REDUCER STYLE	CLASS	FRAME	RATIO	OUTPUT RPM	ASSEMBLY	BLOWER MOTOR PH/HZ/VOLTS/HP
	BRAKE TYPE	SIZE	RATING FT/LB	DUTY	P.O.		

DATA FOR CONTROL	D-C MOTOR ARMATURE CURRENT: _____ AMPS				A-C MOTOR INFORMATION FOR SELECTION OF STARTER HEATERS:			
	FIELD CHARACTERISTICS PER CURVE: _____				CODE: <u>K</u> LOCKED AMPS: _____			
	F ₁ -F ₂	MAX. AMPS	_____	RPM	F.L. CURRENT: <u>3.0/1.5</u> AMPS.			
	F ₁₁ -F ₂₂	MAX. AMPS	_____	RPM				
	F ₃ -F ₄	MAX. AMPS	_____	RPM				

SPL. IN-STAL-LATION FEAT. AND MISC. DATA

ADDITIONAL MOTOR OR GEN DATA:
 PHASE: 3 HERTZ: 60. VOLTS: 230/460
 LD LOC - STD
 FR CONST RB

SPECIAL MARKS:
 QTY (1) F0#718072
 (1) 718073
 (1) 718074

SPECIAL FEATURES:
 "HIGH PERFORMANCE"
 DRIP COVER /

GOULDS SER. NO. 718C074
 CUSTOMER RAHM & HAAS BAYPORT, INC.
 P.O. NO. PIS-11049
 ITEM NO. 450-03-2044
 SERVICE BATTLE DUMP HOPPER TRANSFER.

CERTIFIED DRAWINGS & DATA:
 DATE: 02/13/81 MOD. NO:
 DATE: 02/13/81 MOD. NO:
 DATE: 02/13/81 MOD. NO:

1 D/S TO CUST ATTN JOANNE MOLL
 1 D/S TO 24201

DUTY MASTER ALTERNATING CURRENT MOTORS

SQUIRREL-CAGE INDUCTION

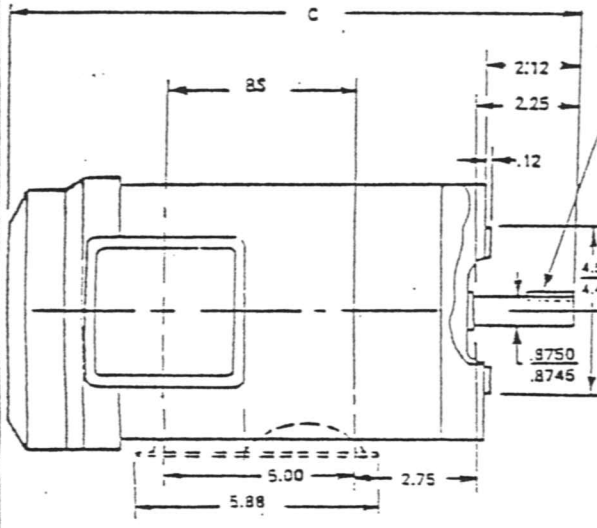
ENCLOSURE: TOTALLY ENCLOSED

SXT 6.3 BODY

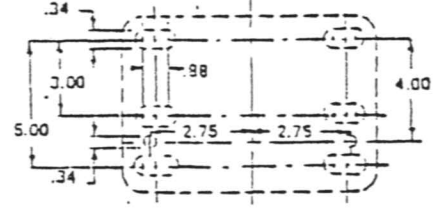
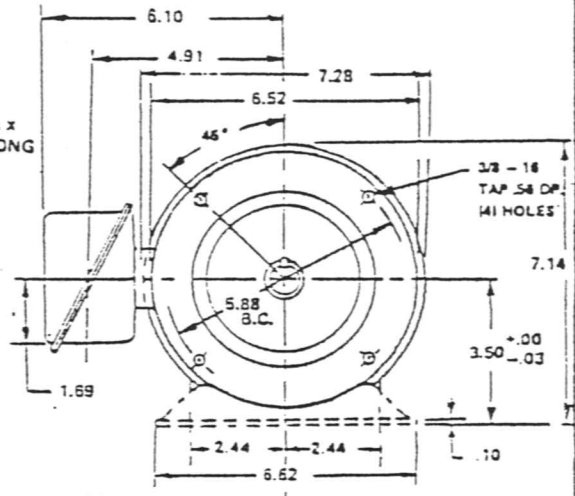
COOLING: FAN-COOLED

MOUNTING: FOOT- ROUND BODY - NEMA "C" FACE

TYPE:P



KEY
.19 SQ. x
1.38 LONG



FRAME	C	BS
FB143	FB145	11.83 2.98
FK143	FK145	12.33 3.48
FC143	FC145	12.83 3.98
FJ143	FJ145	13.26 4.41
FD143	FD145	13.39 5.04

GOULDS SER. NO. 7180074
 CUSTOMER ROHM & HAAS BAYPORT, INC.
 P.O. NO. PIS-11049
 ITEM NO. 450-03-20441
 SERVICE BATTLE DUMP HOPPER TRANSFER.

FRAME— TYPE— CERTIFIED FOR—
 ORDER— ITEM— HP— RPM— PH— HZ— VOLTS—
 RELIANCE SALES ORDER— APPROVED BY— DATE—

RELIANCE ELECTRIC

DR. BY
 CK. BY
 APP. BY
 DATE

DIMENSION SHEET

610301-30
 ISSUE DATE 10-10-20

31503 Printed in U.S.A.